



Environmental League of Massachusetts



# Green Budget

- Healthy Communities
- Great Parks
- Clean, Abundant Water

1% for the  
Environment

FY2017

February 2016

# Below are the 75 organizations that endorse the Green Budget.

Environmental League of Massachusetts  
American Farmland Trust  
Appalachian Mountain Club  
Arborway Coalition  
Association to Preserve Cape Cod  
Berkshire Environmental Action Team (BEAT)  
Berkshire Grown  
Boston Cyclists Union  
Boston Harbor Island Alliance  
Boston Park Advocates  
Brookline GreenSpace Alliance  
Buzzards Bay Coalition  
Charles River Conservancy  
Charles River Watershed Association  
Clean Water Action  
Community Involved in Sustaining Agriculture (CISA)  
Connecticut River Watershed Council  
Conservation Law Foundation  
East Quabbin Land Trust  
Emerald Necklace Conservancy  
Environment Massachusetts  
Environmental Business Council  
Esplanade Association  
Essex County Greenbelt Association  
Franklin Land Trust  
Franklin Park Coalition  
Friends of Pontoosuc Lake  
Friends of the Blue Hills  
Friends of Upton State Forest  
Green Newton  
Home Energy Efficiency Team (HEET)  
Hoosic River Watershed Association  
Ipswich River Watershed Association  
Kestrel Land Trust  
Lakes and Ponds of Western Massachusetts  
LivableStreets Alliance  
Lowell Parks & Conservation Trust  
Mass Audubon  
Massachusetts Association of Conservation Commissions  
Massachusetts Bicycle Coalition  
Massachusetts Breast Cancer Coalition  
Massachusetts Climate Action Network  
Massachusetts Congress of Lake and Pond Associations  
Massachusetts Farm to School  
Massachusetts Forest and Park Friends Network  
Massachusetts Horticultural Society  
Massachusetts Land Trust Coalition  
Massachusetts League of Environmental Voters  
Massachusetts PipeLine Awareness Network (MassPLAN)  
Massachusetts Organization of State Engineers and Scientists  
Massachusetts Rivers Alliance  
Massachusetts Smart Growth Alliance  
Massachusetts Society of Municipal Conservation Professionals  
Massachusetts Watershed Coalition  
Merrimack River Watershed Council  
Millers River Watershed Council  
Mount Grace Land Conservation Trust  
Mystic River Watershed Association  
Nashua River Watershed Association  
Neponset River Watershed Association  
New England Wild Flower Society  
North and South Rivers Watershed Association  
OARS—For the Assabet, Sudbury, and Concord Rivers  
Parker River Clean Water Association  
Sea Run Brook Trout Coalition  
Sheffield Land Trust  
Southeastern Massachusetts Pine Barrens Alliance  
Sudbury Valley Trustees  
The Nature Conservancy  
The Trust for Public Land  
The Trustees of Reservations  
Toxics Action Center Campaigns  
Trout Unlimited—Greater Boston Chapter  
US Green Building Council—Massachusetts Chapter  
WalkBoston  
Williamstown Rural Lands Foundation

# Table of Contents:



PHOTO COURTESY OF: MA CLEAN ENERGY CENTER

Rooftop photovoltaic array in North Andover

- Introduction** ..... 5
- Vision** ..... 6-7
- FY17 Funding Recommendations** ..... 8
  - Executive Office of Energy and Environmental Affairs**
  - Climate Change Adaptation & Preparedness ..... 9
  - Department of Environmental Protection**
  - Environmental Compliance ..... 10
  - Hazardous Waste Site Cleanup..... 11
  - Department of Fish and Game**
  - Division of Ecological Restoration ..... 12
  - Department of Agricultural Resources**
  - Administration..... 12
  - Department of Conservation and Recreation**
  - Watershed Management..... 13
  - State Parks & Recreation ..... 14
  - Retained Revenue ..... 15

Cover photos, Clockwise from left: Girl in the Fells, Photo by: Erica Mattison; Man cross-country skiing in a field at the Notchview Reservation in Windsor, Massachusetts, Photo courtesy of: The Trustees of Reservations; Indigo bunting on Mandel Hill of the East Quabbin Land Trust, Hardwick, Photo by: Chris Buelow; Wetland, Photo courtesy of: Massachusetts Association of Conservation Commissions.

## Our mission:

The Environmental League of Massachusetts is committed to combating climate change and protecting our land, water, and public health. By creating diverse alliances and building the power of the environmental community, we use our collective influence to ensure Massachusetts is a leader in environmental and economic sustainability.



Environmental League of Massachusetts



Authored by Erica Mattison, Legislative Director

Edited by Nancy Goodman, Vice President for Policy

Thank you to Ellen Tomlinson and Gabrielle Queenan for their research assistance.

Special thanks to Pamela Kohlberg for her support of the Green Budget.

**For more information about the Green Budget, contact:**

Erica Mattison

Environmental League of Massachusetts

[emattison@environmentalleague.org](mailto:emattison@environmentalleague.org)

[www.environmentalleague.org](http://www.environmentalleague.org)

617-742-2553



## INTRODUCTION

In Massachusetts, we are the beneficiaries of a wealth of natural resources, including coastal beaches and flowing rivers, wonderful parks and wildlife areas, and working farms and forests. For over a century, policymakers, spurred by environmentalists, made decisions that serve us well today—to protect habitat and wetlands, reduce the use of toxic chemicals, require power plants to clean up air pollution and, more recently, to decrease greenhouse gas emissions. This is our legacy, what we will pass on to future generations. It is our responsibility to ensure that we continue protecting our environment and the public's health. Our goal is a budget that allows the state to fulfill its duties and realize the promise of the many excellent laws and programs the Legislature has enacted.



PHOTO CREDIT: SUSAN LENN JOHNSON

*Enjoying the Blue Hills*

## Benefits of a Healthy Environment



PHOTO COURTESY OF: EXECUTIVE OFFICE OF ENERGY AND ENVIRONMENTAL AFFAIRS

*Sunset at Mount Greylock*

A 2015 scorecard on state economic climate, ranked MA #8 nationally for Quality of Life, which includes environmental quality and recreational amenities.<sup>1</sup> The quality of our environment is key to attracting individuals, families, and businesses.

Our beautiful and diverse natural resources also support a thriving tourism industry. Tourism generated \$19.5 billion in direct spending and \$1.2 billion in state and local taxes in 2014, while supporting over 130,000 jobs.<sup>2</sup> One of the top 10 activities by tourists to Massachusetts was visiting state and national parks.<sup>3</sup>

Increasingly, exposure to nature and outdoor recreation are being touted by public health advocates for the many physical and emotional benefits they provide, such as combating obesity, diabetes, and asthma, while reducing the risk of high blood pressure, vitamin D deficiency, depression, and anxiety. For instance, MassGeneral Hospital for Children has partnered with the Appalachian Mountain Club to create “Outdoors Rx” so that children who are in need of exercise in the fresh air can get a prescription for physical activity outdoors from their doctor.<sup>4</sup>

<sup>1</sup> “The best places to do business are also the best places to live...We evaluate local attractions, parks and recreation, as well as environmental quality.” CNBC, *America's Top States For Business 2015*, June 2015, <http://www.cnbc.com/2015/06/24/americas-top-states-for-business.html>

<sup>2</sup> Massachusetts Office of Travel and Tourism, *Economic Impact of Travelers on Massachusetts 2014*, <http://www.massvacation.com>

<sup>3</sup> Massachusetts Office of Travel and Tourism. *2014 Annual Report*. Web. Mar. 2015, <http://www.massvacation.com>

<sup>4</sup> Appalachian Mountain Club, <http://www.outdoors.org>

## VISION

We envision a Commonwealth that has healthy communities, great parks, and clean, abundant water.

### Healthy Communities

A healthy environment contributes to communities in many ways—it supports public health, offers places to recreate and rejuvenate, and attracts new residents and businesses. We envision a Commonwealth that:

- is a place where residents breathe clean air every day of the year.
- supports sustainable farming in every region of the state, offering residents easy access to locally grown food.
- is resilient to the impacts of climate change such as heat waves, flooding, and severe storms.
- ensures that each community enjoys a fair share of environmental benefits and no community bears a disproportionate share of environmental burdens.
- will meet its greenhouse gas emissions reduction requirement of 25% by 2020 and 80% by 2050 compared to 1990 levels.



PHOTO CREDIT: PAT BIBBINS

Bicyclists at Harvest Your Energy Festival, Medford

## We Have a Right to a Clean Environment

Article 97 of the Massachusetts Constitution guarantees a clean environment to all residents of the Commonwealth. “The people shall have the right to clean air and water, freedom from excessive and unnecessary noise, and the natural, scenic, historic, and esthetic qualities of their environment; and the protection of the people in their right to the conservation, development and utilization of the agricultural, mineral, forest, water, air and other natural resources is hereby declared to be a public purpose.”



PHOTO CREDIT: ERICA MATTISON

Kayaking on the Cape



## Great Parks

Massachusetts boasts hundreds of thousands of acres of public parks, trails, forests, and beaches, providing places to hike, camp, fish, hunt, swim, boat, and play, while protecting critical natural resources for clean water and wildlife habitat. Our vision is of a Commonwealth known internationally for outstanding parks and conservation lands, characterized by:

- open, well-maintained and staffed properties that are accessible year-round.
- science-based land stewardship that supports a diversity of species.
- programming that attracts a wide range of people.
- inclusion of environmental features such as green infrastructure, clean energy, and recycling.
- vibrant partnerships with municipalities, non-profits, and companies to engage the public, foster stewardship of properties, and leverage resources.

## Clean, Abundant Water

In Massachusetts, water is foundational for the health of our residents and the strength of our economy. We rely on rivers, aquifers, and reservoirs for our water supply. Residents and visitors enjoy many fun outdoor activities thanks to our rivers, ponds, and beaches. Our vision includes:

- water sources that are safe for drinking.
- rivers, ponds and bays that are clean and safe for fishing, swimming and boating and healthy for fish and other aquatic species.
- rivers and streams that have adequate flow throughout the year.
- high functioning wetlands that protect our drinking water sources, filter contaminated stormwater, and absorb flood waters.
- separated systems for wastewater and stormwater to help keep rivers clean and beaches open for swimming and green infrastructure that prevents flooding and reduces pollution of our waterways.



PHOTO CREDIT: AARON BOURQUE (WWW.AARONJOHNBOURQUE.COM), COURTESY OF: CHARLES RIVER CONSERVANCY

The Charles River Conservancy partnered with DCR to host the Third Annual Charles River Community Swim in 2015

**FY2017 FUNDING RECOMMENDATIONS**

To achieve our vision, adequate support for our state environmental agencies and programs is essential. Years of severe cuts to environmental agency budgets and staff reductions are preventing Massachusetts from living up to its potential. **For several years the state operating budget has allocated just 0.6 % for environmental agencies —less than a penny of every budget dollar.**<sup>5</sup> Understanding the importance of our environmental programs, Governor Baker has committed to increasing funding to one % of the state’s total operating budget during his first term.

Below are descriptions of line-items that are key to achieving the vision we have set forth for healthy communities, great parks, and clean, abundant water. **Our recommended funding levels represent a small down payment toward restoring these program budgets, which have borne deep cuts over the past several years.**

**Summary**

Agency	Description	Line-Item	FY16 Funding	FY17 Recommendation
EEA	Climate Change Adaptation & Preparedness	2000-0101	\$ 300,000	\$ 360,000
DEP	Environmental Compliance	2200-0100	\$ 29,521,000	\$ 35,425,000
DEP	Hazardous Waste Cleanup Program	2260-8870	\$ 14,410,000	\$ 17,292,000
DFG	Division of Ecological Restoration	2300-0101	\$ 593,000	\$ 711,000
DAR	Administration	2511-0100	\$ 6,025,000	\$ 7,230,000
DCR	Watershed Management	2800-0101	\$ 1,120,000	\$ 1,344,000
DCR	State Parks & Recreation	2810-0100	\$ 46,362,000	\$ 55,634,000
DCR	Retained Revenue	2810-2042	\$ 16,000,000	\$ 18,000,000

*Figures are rounded to the nearest thousand.*

**Descriptions**

**Climate Change Adaptation & Preparedness (Line-Item 2000-0101)**

FY17 recommended funding: \$360,000

FY16 funding: ..... \$300,000

The Executive Office of Energy and Environmental Affairs (EEA) is responsible for coordinating and implementing strategies to ensure the Commonwealth can respond to impacts from climate change. In 2008, the Global Warming Solutions Act directed EEA to convene an advisory committee to analyze strategies for adapting to rising sea levels, more severe weather events, including flooding and droughts, and warmer temperatures. While several state agencies have made progress, more needs to be done for the Commonwealth to manage climate change.



PHOTO COURTESY OF: MASS OFFICE OF COASTAL ZONE MANAGEMENT

*Hurricane Sandy, Falmouth 2012*

<sup>5</sup> Executive Office of Energy and Environmental Affairs (EEA), Massachusetts Department of Environmental Protection (MassDEP), Department of Conservation and Recreation (DCR), Massachusetts Department of Agricultural Resources (MDAR), and Department of Fish and Game (DFG)



With funding, EEA can enhance its understanding of the climate change related risks Massachusetts faces and take steps to improve our resiliency. Funding will support:

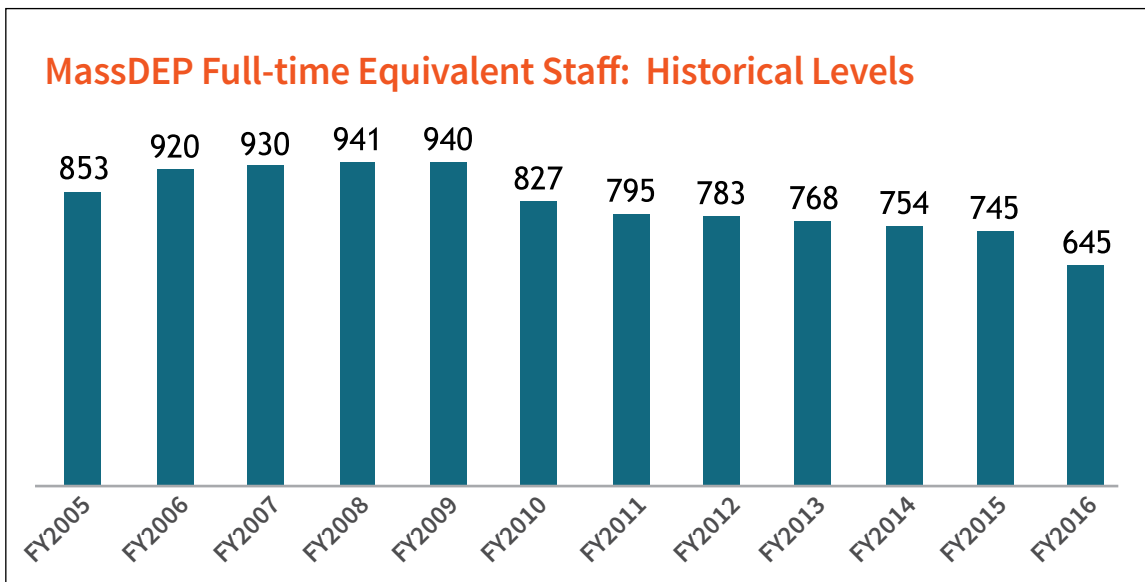
- municipal assistance.
- improved data collection and analysis of vulnerabilities.
- integrated planning to protect our transportation, energy and water infrastructure and public health.

In New York City alone, the public and private losses resulting from Superstorm Sandy in 2012 were estimated to be \$19 billion.<sup>6</sup> Boston is ranked the 4th most vulnerable city to climate change in the U.S. and the 8th most vulnerable city in the world in terms of potential economic loss.<sup>7</sup> The modest funding we recommend will support interagency communication and coordination, and the creation of a climate preparedness plan, setting us on the path toward effective climate risk management.

**Department of Environmental Protection Environmental Compliance (Line-Item 2200-0100)**

FY17 recommended funding: \$35,425,000

FY16 funding: ..... \$29,520,600



MassDEP staffing is down 30% compared to FY2008.

The Department of Environmental Protection (MassDEP) has a broad set of critical responsibilities for public health and safety, including ensuring clean air and water, watershed planning and permitting, the safe management of toxics, enforcing environmental laws, reducing solid waste, the timely cleanup of hazardous waste sites and spills, and the preservation of wetlands and coastal resources. In addition, MassDEP fosters the development of renewable energy and energy efficiency projects. The agency also plays a key role in preparing for the present and future impacts of climate instability.

MassDEP regularly interfaces with municipalities and businesses to provide guidance on complying with laws and implementing best management practices. Substantial budget cuts and staff reductions are obstacles to MassDEP’s ability to lead statewide planning, issue permits in a timely fashion, provide technical assistance, perform water quality

<sup>6</sup> Mayor Bloomberg Releases Hurricane Sandy Federal Aid Request, November 26, 2012, City of New York Office of the Mayor, <http://www.nyc.gov/>

<sup>7</sup> Hallegatte, Stephane, Colin Green, Robert J. Nicholls, and Jan Corfee-Morlot. “Future Flood Losses in Major Coastal Cities.” Nature Climate Change (August 18, 2013), pp. 802-06.

monitoring, conduct inspections, and enforce state law. A few of the ways Massachusetts residents, businesses, and visitors benefit from programs MassDEP manages:

- **Clean air:** Air pollution reduced from 63 ‘bad air’ days in 1988 to zero in 2014.
- **Compliance and enforcement:** MassDEP’s Environmental Strike Force partners with a range of agencies and others including the Attorney General’s office, EPA and state and local police. Working together, teams investigate hundreds of cases of environmental damage and fraud.
- **Public access to waterways** (Chapter 91): Including 41 miles of waterfront walkways and 22 acres of waterfront open space.
- **Protected wetlands:** Strongest-in-the-nation protection of freshwater and coastal wetlands.
- **Waste reduction and recycling:** Working with municipalities and businesses to decrease trash and increase recycling and composting through technical assistance, education, and grants.
- **Climate change:** In partnership with Department of Energy Resources (DOER) and Massachusetts Clean Energy Center, MassDEP runs the Clean Energy Results Program, which promotes the development of renewable energy and energy efficiency projects.
- **Reducing toxics:** Collaborating with the Toxics Use Reduction Program, MassDEP works with industry to reduce or eliminate the use of toxic chemicals. In the past dozen years, toxic chemical use in Massachusetts has dropped 23%. Businesses have reaped cost savings and improved competitive advantage.



PHOTO COURTESY OF: MASSDEP

*Student members of the Green Team at the Manchester-Essex Regional School District show off the organics collection carts used by the town’s new collection program.*

**MassDEP Hazardous Waste Site Cleanup (Line-Item 2260-8870)**

FY17 recommended funding: \$17,292,000

FY16 funding: ..... \$14,409,900

The Bureau of Waste Site Cleanup ensures immediate and effective response to environmental emergencies, such as oil spills, as well as timely assessment and cleanup of sites that have been contaminated by hazardous waste.

- **Emergency response:** MassDEP’s Emergency Response Units respond 24/7 to more than 600 spills and environmental incidents a year.
- **Cleanups:** On average, MassDEP oversees the cleanup of more than 1,500 sites annually (MassDEP Statistics). Since 1993, more than 36,000 sites have been remediated through the agency’s Chapter 21 Program. These cleanups help make communities safer and make the sites available for redevelopment.
- **Restoring contaminated sites:** Since 1992, MassDEP has repaired damage to groundwater, rivers, wetlands, and coastal resources and recovered more than \$63 million on behalf of the public and the harmed natural resources, through its Natural Resources Damages (NRD) Program. The Program recently issued more than \$3 million in grants for projects to restore wetlands, streams, and fisheries and conserve habitats in the Lower Mystic, Housatonic, and Sudbury, Assabet and Concord River watersheds.
- **Redevelopment and reuse of Brownfield sites:** The Brownfields Support Team (BST) Initiative relies on a combination of state and federal funds to support the assessment and cleanup of contaminated sites. The teams provide technical assistance to Brownfield project proponents and oversee licensed site professionals (LSPs).

## Transforming Brownfields: Station Lofts, Brockton

One recent project MassDEP supported is the transformation of a former industrial facility, the Knight Building, into the Station Lofts. MassDEP staff worked alongside the City of Brockton to identify this site as a high priority for revitalizing the City’s downtown commercial district. Remediation loans from MassDevelopment were also key. Located within walking distance of a commuter rail station, this adaptive reuse project by Capstone Communities created 25 mixed-income apartments while maintaining the building’s historic character. Such projects serve as catalysts for additional economic development in downtown areas.




PHOTO CREDIT: PATRICK ROGERS (PATRICKROGERSPHOTOGRAPHY.COM)

Before and after: Knight Building (top) redeveloped into Station Lofts (bottom)

### Division of Ecological Restoration (Line-Item 2300-0101)

FY17 recommended funding: \$711,000  
 FY16 funding: ..... \$593,000

The Division of Ecological Restoration (DER) within the Department of Fish and Game is responsible for restoring and protecting our rivers, wetlands, and watersheds to improve stream flow, protect drinking water, reduce flooding, restore habitat, and create healthier, more resilient, ecosystems. For every \$1 million spent on restoration, the average economic output of DER projects generates a 75% return on investment and creates or maintains 12.5 full-time-equivalent jobs, according to a 2015 return on investment report.<sup>8</sup>

The Division is adept at leveraging state dollars by attracting millions of federal and private grant dollars each year. **Every dollar the state invests in DER projects is matched by seven non-state dollars.**<sup>9</sup> A small investment in this agency goes a long way—funding should be restored to enable this highly innovative program to flourish.



Tidmarsh Restoration Project, Plymouth, the largest freshwater wetlands restoration effort to date in Massachusetts (2015)

PHOTO COURTESY OF: DIVISION OF ECOLOGICAL RESTORATION

<sup>8</sup> *Economic & Community Benefits from Stream Barrier Removal Projects in Massachusetts*, 2015, Division of Ecological Restoration, <http://www.mass.gov/eea/agencies/dfg/der/>

<sup>9</sup> Division of Ecological Restoration. The Executive Office of Energy and Environmental Affairs. Commonwealth of Massachusetts, 2016. Web. <http://www.mass.gov/eea/agencies/dfg/der/>





PHOTO COURTESY OF: MASS. FARM TO SCHOOL PROJECT

Worcester kindergarten students explore urban farming at The Regional Environmental Council's YouthGROW Farm

## Farming Best Practices

The Division of Agricultural Conservation and Technical Assistance (DACTA) works with farmers on best management practices that can save them money and helps them protect the environment and public health. The program offers grants such as the Agricultural Energy Grant Program, which provides funds to farmers to improve energy efficiency and install renewable energy projects. The Agricultural Environmental Enhancement Program funds projects that improve air and water quality. In addition, staff play a key role in preserving working agricultural lands through the voluntary Agricultural Preservation Restriction Program, a first-in-the-nation program that has permanently protected over 800 farms and nearly 70,000 acres.

### Massachusetts Department of Agricultural Resources Administration (Line-Item 2511-0100)

FY17 recommended funding: \$7,230,000

FY16 funding: ..... \$6,025,000

Massachusetts has a well-established agricultural sector with over 7,700 farms, 524,000 acres of farmland, and 61,000 jobs.<sup>10</sup> To support this industry and increase access to locally grown foods, MDAR must have sufficient resources.

With over 30 programs and services, Massachusetts Department of Agricultural Resources (MDAR) helps consumers find Massachusetts-grown food and farm products and expands access to healthy, local food in communities where nutritious food options are limited.

- The **Buy Local** initiative is a partnership between MDAR and 10 Buy Local groups across the Commonwealth. Buy Local groups have helped generate consumer awareness and demand for locally grown food products while at the same time improving access to these important food sources.
- MDAR provides support to the **Massachusetts Farm to School Project**, a nonprofit organization that connects in-state farmers and institutions to improve access to locally grown foods and strengthen our agricultural economy. A recent survey by the Project revealed that 320 public school districts, private schools, and colleges in the Commonwealth prioritized serving local foods, over half of which have received assistance from the Mass. Farm to School Project.<sup>11</sup>

10 Farm Credit East, Northeast Economic Engine: Agriculture, Forest Products and Commercial Fishing, 2015, pp. 10-11. Number of jobs includes agricultural production and processing, forestry, and commercial fishing and aquaculture

11 Massachusetts Department of Agricultural Resources, 2013 Annual Report, <http://www.mass.gov/eea/agencies/agr/>



*Neponset Reservoir Site in Foxborough*

PHOTO COURTESY OF: MASSDEP

**DCR Watershed Management (Line-Item 2800-0101)**

FY17 recommended funding: \$1,344,000

FY16 funding: ..... \$1,120,000

This program manages and protects the drinking water supply for approximately 2.5 million residents of Massachusetts. The Division’s mission is to “protect, conserve and enhance the resources of the Commonwealth and to assure the availability of pure water for future generations.” Staff is also responsible for ensuring access to lakes, ponds and rivers that are healthy and free of invasive species. This office provides scientific information,

policy guidance, technical assistance, and resource management through four program areas: the Flood Hazard Management Program, the Lakes and Ponds Program, the Water Resources Assessment and Planning Program, and the U.S. Geological Survey Cooperative Program. With the expected impacts of climate change, this program will increasingly be called upon to assist with preparedness and water supply protection.



## The Recreation Economy

Land conservation and outdoor recreation are sound investments for the Commonwealth. In Massachusetts, every \$1 invested in land conservation returns \$4 in natural goods and services.<sup>11</sup> In addition, the tax revenue from outdoor recreation spending amounts to \$739 million per year<sup>12</sup> and outdoor activity helps save \$2 billion annually in Massachusetts from reduced health care costs.<sup>13</sup> Although other New England states have a strong reputation for their outdoor recreation offerings, Massachusetts actually surpasses them when it comes to consumer spending on outdoor recreation, generating \$10 billion per year—more than New Hampshire and Maine combined.<sup>14</sup>



PHOTO COURTESY OF: MYSTIC RIVER WATERSHED ASSOCIATION

Canoeing on the Mystic River

### DCR State Parks & Recreation (Line-Item: 2810-0100)

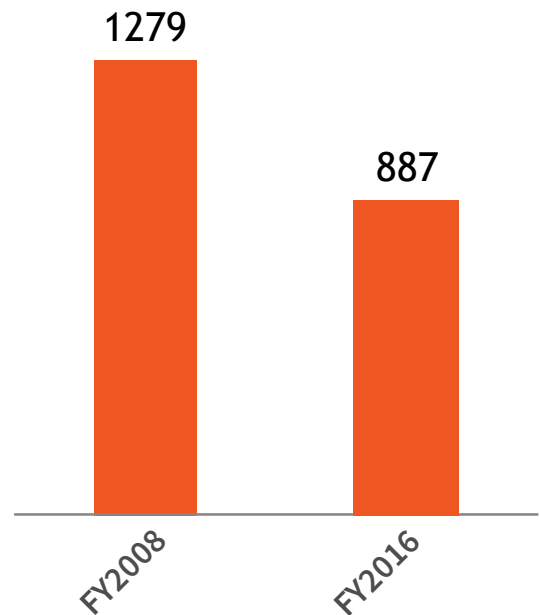
FY17 recommended funding: \$55,634,000  
 FY16 funding: ..... \$46,362,000

The Department of Conservation and Recreation (DCR) is responsible for the stewardship, management and safety of our parks, beaches, forests, pools, skating rinks and campgrounds. Overall, 450,000 acres of land come under DCR’s purview. Adequate funding is crucial to ensuring that visitors to our park system have a high quality experience.

### Staffing

Years of insufficient funding levels have thwarted the agency’s ability to provide excellent services and care for its vast resources. **DCR has lost nearly 400 full-time positions (30% of its workforce) in the last seven years.** These cuts have led to property closures, unstaffed campgrounds, shorter seasons for our pools and rinks, and fewer programs for children.

DCR staffing is down 30% compared to FY2008.



11 The Return on Investment in Parks and Open Space in Massachusetts, The Trust for Public Land, 2013, <http://www.massland.org>  
 12 Id.  
 13 Id. p. 7  
 14 Outdoor Industry Association, Massachusetts fact sheet, [outdoorindustry.org/recreationeconomy](http://outdoorindustry.org/recreationeconomy)



## Properties that are currently closed or unstaffed:

- Chester-Blandford State Forest, Chester: Campground
- Windsor State Forest, Windsor: Campground
- Harold Parker State Forest, North Andover: Berry Pond
- Myles Standish State Forest, Carver/Plymouth: Fearing Pond
- Halibut Point Visitor Center, Rockport
- Lake Lorraine State Park, Springfield
- Gardner Heritage State Park, Gardner
- Spencer State Forest, Spencer

Just like a business needs to plan for the future, so does DCR. In fact, DCR is required by law to prepare plans for all state parks. These plans identify the most important natural resources at each site and how to protect them; they identify who uses the parks and how to manage any conflicts—for instance where should mountain bikers be allowed to bike so they don't damage sensitive resources or should there be some hiking/walking only trails; and these plans identify what staff and other resources are needed and/or can be shared with other sites so the parks can be optimally and efficiently managed.

### DCR Retained Revenue (Line-Item: 2810-2042)

FY17 recommended funding: \$18,000,000  
(80% of \$22,500,000 cap)

FY16 funding: ..... \$16,000,000  
(80% of \$20,000,000 cap)

DCR's retained revenue program has successfully incentivized the agency to increase its revenues. Retained revenue enables DCR to keep 80% of the funds it generates through parking fees, restaurants and concessions, vendor contracts, and partnerships, with the remainder going into the state's General Fund. The funds generated are used for park supervision, forest fire control, visitor services, natural resource protection and park safety and cleanliness.

The retained revenue cap needs to keep pace with the revenues DCR is generating so there continues to be an incentive for the agency to develop new revenue opportunities. For FY17 DCR is projected to bring in \$22.5 million, which is \$2.5 million more than the FY16 cap. We support the DCR Stewardship Council recommendation that would allow DCR to keep 50% of any revenue it generates over the cap.



## Universal Access

DCR works to make outdoor recreation more accessible to people with disabilities through its Universal Access Program. The program provides accessible boating, cycling, hiking and horseback riding programs in state parks throughout summer and fall as well as accessible cross-country skiing, snowshoeing, snowmobiling and ice skating.



Horseneck Beach, Westport

PHOTO CREDIT: ERICA MATTISON



*Clockwise from top: 1) Berkshire Scenery, Photo Credit: Ogden Gigli, Courtesy of: Massachusetts Office of Travel and Tourism; 2) Whale tail, Photo Credit: Kate Sardi Sampson, Courtesy of: The Whale Center of New England; 3) Lovells Island, Boston Harbor Islands, Photo Credit: Sarah Riddle, Courtesy of: Boston Harbor Island Alliance*

## **Environmental League of Massachusetts**



14 Beacon Street, Suite 714  
Boston, MA 02108

Phone: 617-742-2553  
Info@environmentalleague.org

www.environmentalleague.org  
@enviroleaguema